

Ashby Bath Grounds Survey 2022/23

Foreword

Ashby de la Zouch Town Council conducted a short survey regarding the Ashby Bath Grounds. The survey ran from 1st May 2022 until 30th June 2022. The data has been collated and will be used by the Bath Grounds Advisory Group and the Town Council to look at where potential changes can be made in the future, budget constraints permitting.

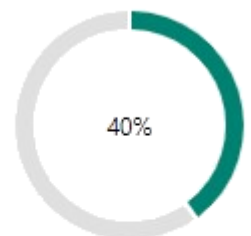
Please note:

- This survey was only applicable for members of the public who visit the Bath Grounds.
- It did not include the Royal Hotel, the Royal Hotel Car Park or Hastings Gardens & responses relating to these were removed.



1. On average, how often do you visit the Bath Grounds? - Please tick one box only

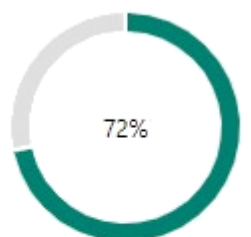
Every Day	68	- 13%
Several days a week	194	- 40%
Once a week	147	- 30%
Once a month	71	- 14%
Rarely	18	- 4%



40% people answered "Several days a week" for question 1

2. On average, how long do you usually stay in the Bath Grounds? - Please tick one box only

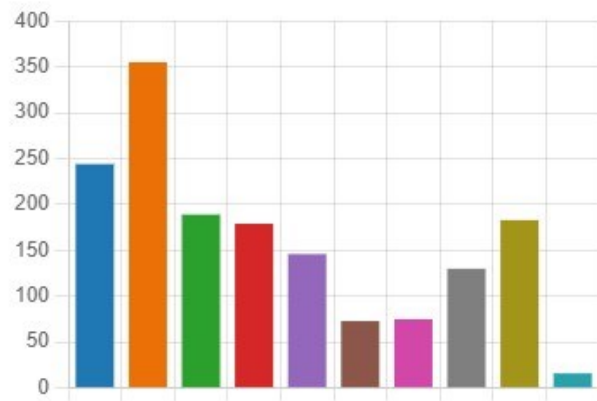
0 - 1 hour	359	- 72%
1 - 2 hour	98	- 20%
More than 2 hours	41	- 8%



72% people answered "0 - 1 hour" for question 2

3. What are your main reasons for visiting the Bath Grounds? - Please tick one box only

Just passing through	244
To go for a walk/exercise	355
Dog exercise	189
To Socialise with friends	179
Picnic/somewhere to eat or drink	146
Relax/somewhere to be	73
Informal games e.g. football	75
To attend a formal sports activity	130
To attend an event e.g. Proms	183
Other	16



Most popular reasons for visiting the grounds were

1. To go for a walk / exercise
2. Just passing through
3. Dog exercise
4. To attend an event e.g. Proms
5. To socialise with friends

The 'Other' comments were variations of the above

4. How would you rate each of the following? - Please tick one box only

Excellent Good Adequate Poor

Accessibility (e.g. wheelchair user)

27.71% 53.2%

Paths (condition, width, enough)

17.11% 58%

Trees, Plants and shrubs

15.3% 49.81%

Seating

42.8% 23.7%

Signage/information

14.7% 49.4% 30.5% 5.4%

Gates/railings/boundaries

8% 45.81% 36.9% 9.2%

Grassed areas

34.5% 56.8%

Litter management

11% 46.8% 30.7% 11.4%

Dog fouling management

9% 42.81% 34.5% 13.71%

General condition of the Bath Grounds

13.9% 64.31%

Lighting

28.9% 42% 26.3%

Design & appearance of grounds

12.2% 50.2% 32.1%

100%

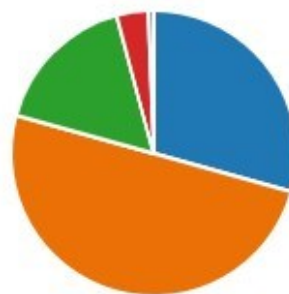
0%

100%

Areas that were 50% or higher on “good” or “excellent” were “Accessibility”, “Paths”, “Grassed areas” and “General condition” of Bath Grounds. Areas that were 50% or higher on “adequate” or “poor” were “Seating and lighting”.

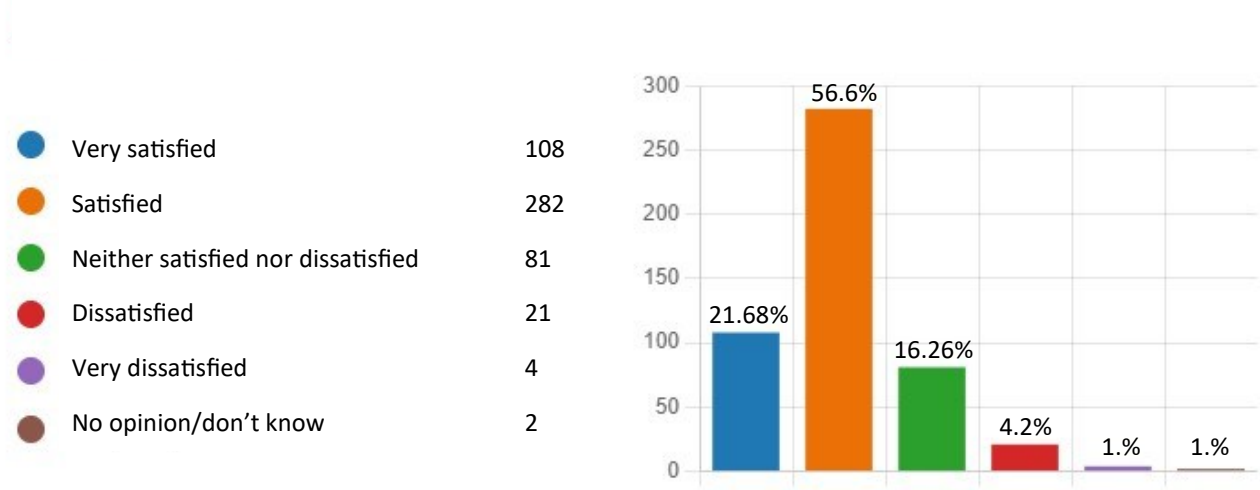
5. How safe do you feel using the Bath Grounds? - Please tick one box only

Very safe	146	- 29%
Safe	249	- 50%
Neither safe nor unsafe	82	- 16%
Slightly unsafe	18	- 4%
Very unsafe	3	- 1%



Nearly 80% of those surveyed felt safe or very safe

6. What is your overall impression of Ashby Bath Grounds? - Please tick one box only

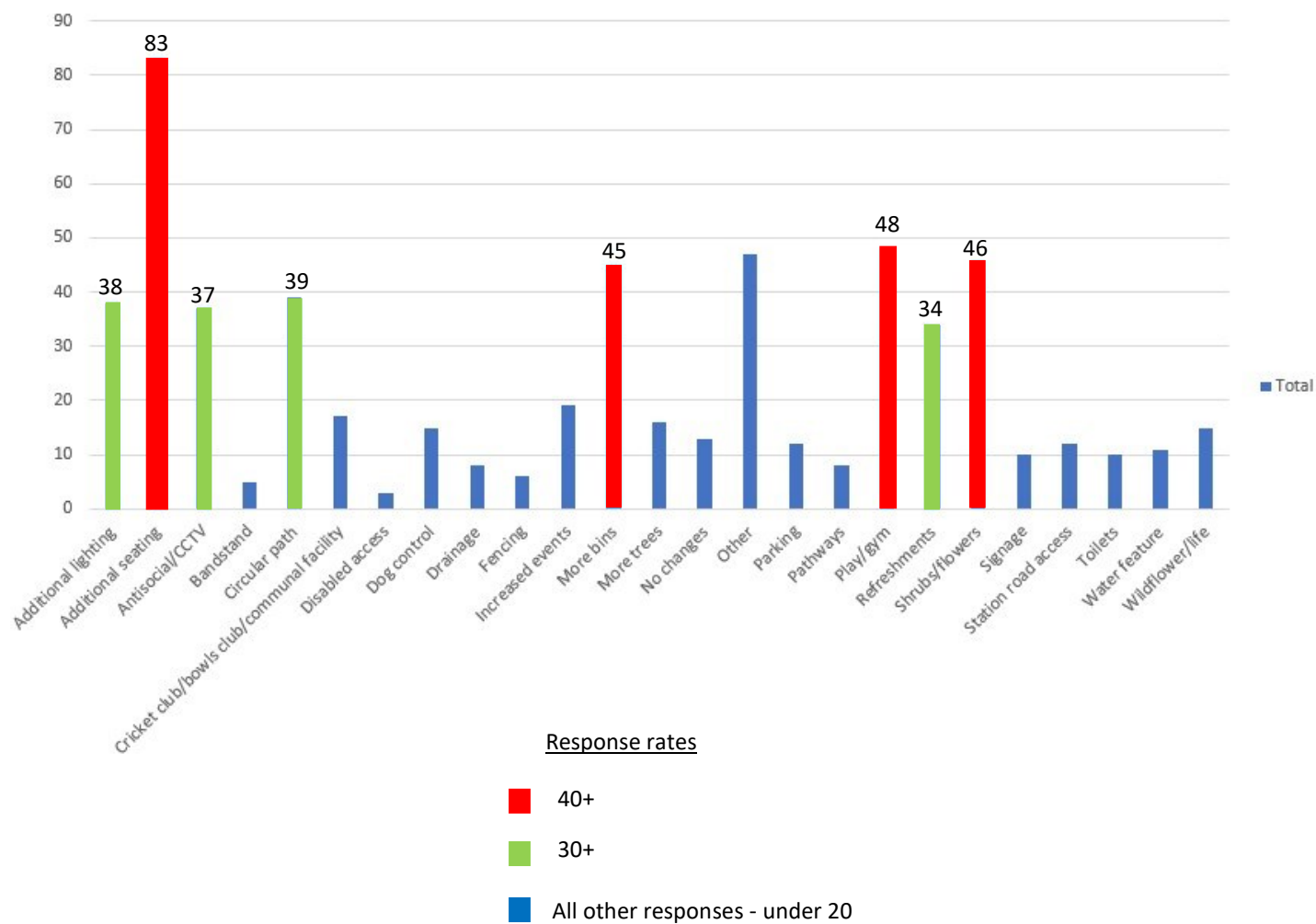


78% of those surveyed were either satisfied or very satisfied

7. How can the Bath Grounds be improved?



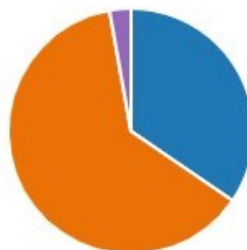
597 individual improvements were identified from 355 respondents



“Other” - individual comments that could not be categorised e.g. “Railway platform”

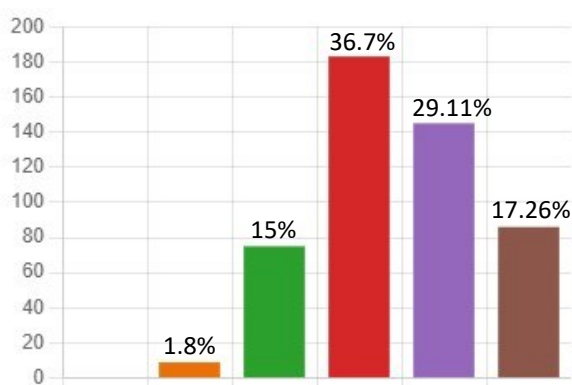
8. Gender—Please tick one box only

Male	172	35%
Female	312	63%
Non-binary	0	
Other	0	
Prefer not to say	14	3%



9. What age group? - Please tick one box only

Under 12	0
12 to 19	9
20 to 34	75
35 to 49	183
50 to 64	145
65 or over	86



10. Are you registered as having a disability? - Please tick one box

Yes	17	- 3%
No	465	- 94%
Prefer not to say	16	-3%

